

Selected as speakers  
by the scientific  
committee of:

ISS  
2015  
NASHVILLE

ISPRM  
2017  
BUENOS AIRES

ISS  
2019  
PITTSBURGH

LASS  
2019  
BUENOS AIRES



**ORMESA®**  
• MADE IN ITALY SINCE 1980 •

**GRILLO**









# One single gait trainer, endless opportunities.

**Grillo** is a gait trainer designed to facilitate the autonomous movement of children and adults.

Grillo's original design and **patented height adjustment system** makes it **stylish and safe to use**.

Available in **front and rear drive models**, it is extremely customizable, **easy to use and versatile**, due to its various adjustments and wide range of available supports.

PRODUCT  
MARKED 

GRILLO is a MEDICAL DEVICE that COMPLIES WITH THE SAFETY REQUIREMENTS defined with the REGULATION (EU) 2017/745



# Dynamic frame

## Gait trainer with an optimal centre of gravity

### Grillo grows with you

With its extremely light aluminium folding frame, **Grillo is easy to push and manoeuvre** for those with reduced voluntary motor skills and balance, and folds up for compact storage and ease of transport.

It has a gas-spring system that allows for safe and easy frame adjustment, **even in use**, whether stationary or in movement.

**The optimal centre of gravity height adjustment system** allows a Grillo of just one size to adapt to the growth of a child over a long period of time.









# Designed to help children c

SIZE  
*mini*

SIZE  
**S**

SIZE  
**M**

SIZE  
**L**

100

80

60

40

20



and adults be independent

**Grillo is available in four sizes**





ORMESTOR

MADE IN ITALY





Configurable  
to adapt to  
any need

GRILLO



# Front Drive



## P Configuration with pelvic support and handlebar.

For users with moderate trunk control needing some pelvis support.

SIZE **mini**

SIZE **S**

SIZE **M**

SIZE **L**



## PT Configuration with pelvic and thoracic supports and handlebar.

For users needing both pelvis and trunk support. The two independent supports allow forward flexing of the trunk to facilitate the gait cycle.

SIZE **mini**

SIZE **S**

SIZE **M**

SIZE **L**



## PA Configuration with pelvic and arm supports.


For users with partial trunk control needing some pelvis support. The upper limb support facilitates trunk control.

SIZE **mini**

SIZE **S**

SIZE **M**

SIZE **L**



## PTM Configuration with pelvic support, table and handlebar.

For users needing both frontal pelvic and trunk support. The upper limb support facilitates trunk control.

SIZE **mini**



# Rear Drive



## P Configuration with pelvic support and handles.

Model offering pelvic support all the way round. Suitable for users with moderate trunk control.

SIZE **mini**

SIZE **S**

SIZE **M**

SIZE **L**



## PT Configuration with pelvic support, thoracic support and handles.

For users needing both rear pelvic and trunk support. The two independent supports allow forward flexing of the trunk to facilitate the gait cycle.

SIZE **mini**

SIZE **S**

SIZE **M**

SIZE **L**



## PA Configuration with pelvic and arm supports.

Model offering pelvic support all the way round, as well as upper limb support. Suitable for users with moderate trunk control. The upper limb support facilitates trunk control.

SIZE **mini**

SIZE **S**

SIZE **M**

SIZE **L**



# Independent anatomical supports for trunk and pelvis



Their versatility, adaptability and ergonomics ensure safety, stability and all the way round support for the user while both standing and walking.

**They support the user's trunk without forcing its positioning or movement.**

Designed and built to give the same **feeling of safety and support** as a parent supporting their child.

The anatomical supports are available in 4 sizes, just like the frames. However, in order to meet the specific needs of a user, such as very tall and thin person, it is sometimes **better to use the supports of a smaller size than the frame.**



# Precise, continuous adjustments

All adjustments are made using levers or adjustable safety handles, without needing any tools. This allows safe and easy adjustments and modifications, **even while in use**. It also allows for easy addition and removal of interchangeable supports.



Inclination adjustment.



Circumference and width adjustment.



Height adjustment (pelvic support size L is adjustable only with the frame).



Forward-backward adjustment.







## Graduated bars

Present on all adjustable supports, these **allow a certain posture to be set or restored by the doctor or therapist** after closing the frame or use by another user, thus avoiding the risk of adjusting the aid in an inappropriate way.



## Ergonomic harness

With an abductive effect, it **supports the user in case of need, when needed it acts as weigh bearing relief on lower limbs without generating any genital or inguinal pressure.** Made to ensure maximum comfort and safety, it is removable, machine washable and easy to adjust.



## Quick and easy folding

The Grillo can be folded in one movement, for compact storage and ease of transport. **The frame folds in on itself without the need to remove any support.**

# Ormesa designed wheels

## suited to any surface

### Rear wheels with:

- > **Anti-rollback system:** that prevents backwards movement. Suited to users without good head or trunk control using the device for the first time.
- > **Adjustable braking:** to reduce gait speed. 5 adjustment positions.
- > **Compatible with manual braking.**
- > **Parking brake:** it is easily operated by the red pedal. Useful for positioning the user and for transport.

### Front swivel wheels with:

- > **Steerable wheels:** that prevent the front wheels from turning, guaranteeing linear stability and allowing the user to focus exclusively on propulsion and not on steering control.
- > **By reversing the wheels, it is possible to transform the front configuration into a rear one, and vice versa.**

### Wheel dimensions:



front  
rear

15 cm  
20 cm

15 cm  
20 cm

17,5cm  
25 cm

17,5 cm  
25 cm





# Postural supports and inte



## **865 Multiadjustable headrest**

With height, inclination and forward-backward adjustment.



## **925 Thoracic support**

Configurable, by replacing the tubes, as follows:

- > Thoracic support, size mini on Grillo S.
- > Thoracic support, size S on Grillo M.
- > Thoracic support, size M on Grillo L.



## **924 Pelvic support**

Configurable as follows:

- > Pelvic support, size mini on Grillo S.
- > Pelvic support, size S on Grillo M.
- > Pelvic support, size M on Grillo L.



## **930 Ergonomic harness**

Further adjustable for sizes M and L.

Configurations:

- > Harness size S on Grillo M.
- > Harness size M on Grillo L.



## **894 Rear table belt for Grillo PTM**

With circumference adjustment, for size mini.



## **926 Adjustable handlebar**

With depth, height and inclination adjustment.

# Interchangeable components



## **809 Arm supports**

With depth, inclination, rotation, height and pronosupination adjustment. Also positionable outside the handle.



## **943 Arm straps**

With circumference adjustment.



## **809 Arm supports for size mini**

With height, depth and rotation adjustment.



## **943 Arm straps for size mini**

With circumference adjustment.



## **937 Ergonomic handles for Grillo mini PTM**

With height, inclination, forward-backward, rotation and width adjustment.



## **939 Ergonomic handles**

With height, inclination, forward-backward, rotation and width adjustment.



# Postural supports and inte



**927 Removable knobs**  
Independent width adjustable.



**919 Lumbar thrust support**  
With height adjustment. For size S and M.



**918 Folding seat**  
Foldable and height adjustment. For size S and M.



**815 Proximal abductor**  
With height adjustment. Provides support in case of need, and can be closed while walking.

**NEW**



**946 Ergonomic saddle**  
With strap adjustment.



**923 Additional assistant push handle**  
With height adjustment.

# Interchangeable components



## 890-C Leg divider with thigh loops

To prevent lower limb adduction. **Guides the gait cycle**, facilitating the correct sequence of movements. Height, circumference and stride width adjustable. **Innovative design** ergonomic leg loops offer three degrees of freedom: longitudinal, vertical and rotative, allowing for natural physiological walking movements.



## 890-SC Distal abductor

With height adjustment.



## 810 Weighting bars

Grillo Small + 2,6 kg. x 2.  
Grillo Medium and Large + 3,4 kg. x 2.



## 928 Rear narrow base wheels with parking brake pedals

Pair of Ø200 fixed wheels and forks with parking brake pedals.  
Frame width reduction:  
size M from 76 to 68.5 cm  
size L from 80 to 72.5 cm.

NEW



## Rear Wheels with:

- > Anti-rollback system.
- > Adjustable braking.
- > Parking brake.





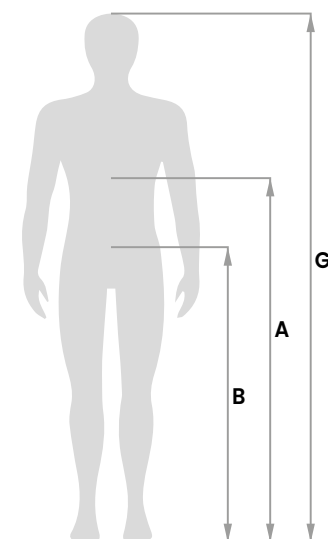
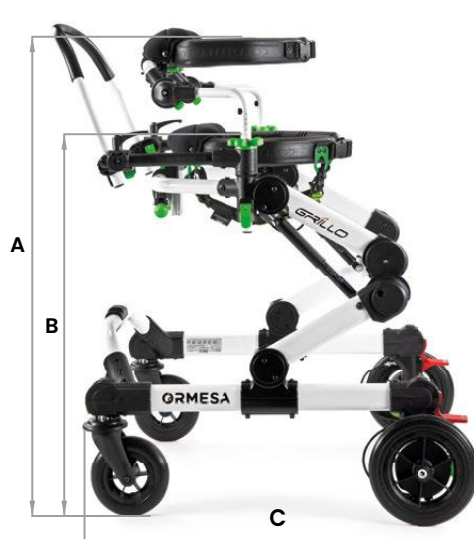






# Grillo front drive sizes and weight

|                                      | mini PTM         | mini             | small             | medium             | large              |
|--------------------------------------|------------------|------------------|-------------------|--------------------|--------------------|
| A: height ground to thoracic support | from 60 to 76 cm | from 51 to 75 cm | from 66 to 100 cm | from 73 to 124 cm  | from 84 to 147 cm  |
| B: height ground to pelvic support   | from 42 to 61 cm | from 42 to 61 cm | from 49 to 84 cm  | from 54 to 100 cm  | from 63 to 120 cm  |
| C: length encumbrance                | 74,5 cm          | 74,5 cm          | 75 cm             | 91 cm              | 111 cm             |
| D: overall width                     | 62 cm            | 62 cm            | 69 cm             | 76 cm              | 80 cm              |
| E: width of inner supports           | from 19 to 25 cm | from 19 to 25 cm | from 19 to 25 cm  | from 22 to 36 cm   | from 24 to 40 cm   |
| F: circumference of supports         | from 53 to 79 cm | from 53 to 79 cm | from 60 to 86 cm  | from 74 to 120 cm  | from 81 to 140 cm  |
| G: user height                       | from 75 to 95 cm | from 75 to 95 cm | from 90 to 135 cm | from 110 to 165 cm | from 150 to 190 cm |
| Total weight                         | 15,4 kg          | 15 kg            | 19 kg             | 22,5 kg            | 29,5 kg            |
| Maximum load                         | 35 kg            | 35 kg            | 45 kg             | 90 kg              | 110 kg             |



Make sure that measures A and B indicated in the figure do not exceed the suggested range indicated for the supports.

# Grillo rear drive sizes and weight

B: height ground to pelvic support

C: length encumbrance

D: overall width

E: width of inner supports

F: circumference of supports

G: user height

Total weight

Maximum load

## mini

from 42 to 61 cm

74,5 cm

62 cm

from 19 to 25 cm

from 53 to 79 cm

from 75 to 95 cm

15 kg

35 kg

## small

from 49 to 84 cm

75 cm

69 cm

from 19 to 25 cm

from 60 to 86 cm

from 90 to 135 cm

18,5 kg

45 kg

## medium

from 54 to 100 cm

91 cm

76 cm

from 22 to 36 cm

from 74 to 120 cm

from 110 to 165 cm

21,7 kg

90 kg

## large

from 63 to 120 cm

111 cm

80 cm

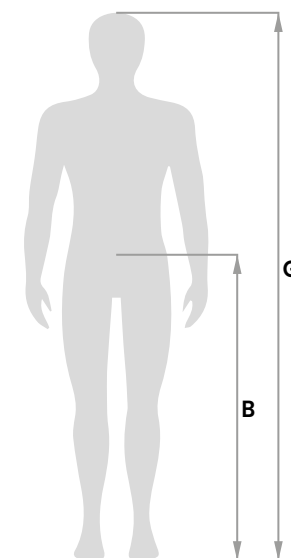

from 24 to 40 cm

from 81 to 140 cm

from 150 to 190 cm

28,5 kg















110 kg






Make sure that measure B indicated in the figure do not exceed the suggested range indicated for the pelvic support.



# Front Drive

|  |   | 865   | 925   | 924  | 930   | 894   | 926   | 926   | 809   | 943   | 809 mini  |
|--|---|---|---|--|---|---|---|---|---|---|---|
|  |   | Multiadjustable headrest  | Thoracic support  | Pelvic support   | Ergonomic harness   | Rear table belt for Grillo mini PTM   | Adjustable handlebar  | Handlebar for Grillo mini PTM   | Arm supports for sizes S, M, L  | Arm straps  | Arm supports for size mini  |
| ● > INCLUDED IN THE CHOSEN CONFIGURATION   |   |  |  |  |  |  |  |  |  |  |  |
| ○ > OPTIONABLE   |   |   |   |  |   |   |   |   |   |   |   |
| NA > NOT AVAILABLE   |   |   |   |  |   |   |   |   |   |   |   |
| <b>PT</b><br>Including:<br>>thoracic support<br>>pelvic support<br>>ergonomic harness<br>>handlebar  |  | NA  | ●   | ●  | ●   | NA  | ●   | NA  | ○<br>only for Grillo S, M, L  | ○<br>available in combination with arm supports. Only for Grillo S, M, L            | ○<br>only for Grillo mini   |
| <b>PA</b><br>Including:<br>>pelvic support<br>>ergonomic harness<br>>arm supports                    |  | NA  | ○   | ●  | ●   | NA  | ○   | NA  | ●   | ○<br>only for Grillo S, M, L  | ●   |
| <b>P</b><br>Including:<br>>pelvic support<br>>ergonomic harness<br>>handlebar                        |  | NA  | ○   | ●  | ●   | NA  | ●   | NA  | ○<br>only for Grillo S, M, L  | ○<br>available in combination with arm supports. Only for Grillo S, M, L            | ○<br>only for Grillo mini   |
| <b>PTM</b><br>Including:<br>>transparent tray<br>>handlebar<br>>pelvic support<br>>ergonomic harness |  | NA  | ○<br>when transparent tray is removed   | ●  | ●   | ○   | NA  | ●   | NA  | NA  | ○<br>with curved bars. When handlebar and tray are removed                          |

# Rear Drive

|   |   |  |   |   |   |    |    |    |   |  |                           |
|---|---|--|---|---|---|----|----|----|---|--|---------------------------|
| <b>PT</b><br>Including:<br>>thoracic support<br>>pelvic support<br>>ergonomic harness<br>>handles |   | ○<br>available in combination with thoracic support. | ● | ● | ● | NA | NA | NA | ○<br>with joints. Only for Grillo S, M, L | ○<br>available in combination with arm supports. Only for Grillo S, M, L | ○<br>only for Grillo mini |
| <b>PA</b><br>Including:<br>>pelvic support<br>>ergonomic harness<br>>arm supports                 |  | ○<br>available in combination with thoracic support. | ○ | ● | ● | NA | NA | NA | ●   | ○<br>only for Grillo S, M, L   | ●                         |
| <b>P</b><br>Including:<br>>pelvic support<br>>ergonomic harness<br>>handles                       |  | ○<br>available in combination with thoracic support. | ○ | ● | ● | NA | NA | NA | ○<br>with joints. Only for Grillo S, M, L | ○<br>available in combination with arm supports. Only for Grillo S, M, L | ○<br>only for Grillo mini |

| 943 mini   | 937   | 939   | 927   | 919   | 918   | 815  | 946   | 890-C   | 890-SC  | 810   | 923   | 928   |
|--|---|---|---|---|---|--|---|---|---|---|---|---|
| Arm straps for size mini   | Ergonomic handles for size mini   | Ergonomic handles   | Removable knobs   | Lumbar thrust support   | Folding seat  | Proximal abductor  | Ergonomic saddle  | Leg divider with thigh loops  | Distal abductor   | Weighting bars  | Additional assistant push handle  | Rear narrow base wheels with parking brake pedals.<br>ONLY FOR INDOOR USE           |
|        |  |  |  |  |  |  |  |  |  |  |  |  |
| <input type="radio"/> available in combination with arm supports. Only for Grillo mini | NA  | <input type="radio"/> only for Grillo S, M, L                                     | NA  | NA  | NA  | <input type="radio"/> only for Grillo S, M, L                                      | <input type="radio"/>   | <input type="radio"/> only for Grillo S, M, L                                       | <input type="radio"/>   | <input type="radio"/> only for Grillo S, M, L                                       | <input type="radio"/> only for Grillo mini, S, M                                    | <input type="radio"/> only for Grillo M and L                                       |
| <input type="radio"/> only for Grillo mini   | NA  | <input checked="" type="radio"/> only for Grillo S, M, L                          | NA  | NA  | NA  | <input type="radio"/> only for Grillo S, M, L                                      | <input type="radio"/>   | <input type="radio"/> only for Grillo S, M, L                                       | <input type="radio"/>   | <input type="radio"/> only for Grillo S, M, L                                       | <input type="radio"/> only for Grillo mini, S, M                                    | <input type="radio"/> only for Grillo M and L                                       |
| <input type="radio"/> available in combination with arm supports. Only for Grillo mini | NA  | <input type="radio"/> only for Grillo S, M, L                                     | NA  | NA  | NA  | <input type="radio"/> only for Grillo S, M, L                                      | <input type="radio"/>   | <input type="radio"/> only for Grillo S, M, L                                       | <input type="radio"/>   | <input type="radio"/> only for Grillo S, M, L                                       | <input type="radio"/> only for Grillo mini, S, M                                    | <input type="radio"/> only for Grillo M and L                                       |
| <input type="radio"/> available in combination with arm supports.                      | <input type="radio"/> when handlebar is removed                                   | NA  | NA  | NA  | NA  | NA   | <input type="radio"/>   | NA  | <input type="radio"/>   | NA  | <input type="radio"/> only for Grillo mini, S, M                                    | NA  |

|  |    |  |                                  |  |  |   |                       |   |                       |   |  |   |
|--|----|--|----------------------------------|--|--|---|-----------------------|---|-----------------------|---|--|---|
| <input type="radio"/> available in combination with arm supports. Only for Grillo mini | NA | <input type="radio"/> with joints. Only for Grillo S, M, L | <input checked="" type="radio"/> | <input type="radio"/> only for Grillo S, M | <input type="radio"/> only for Grillo S, M | <input type="radio"/> only for Grillo S, M, L | <input type="radio"/> | <input type="radio"/> only for Grillo S, M, L | <input type="radio"/> | <input type="radio"/> only for Grillo S, M, L | <input type="radio"/> only for Grillo mini, S, M | <input type="radio"/> only for Grillo M and L |
| <input type="radio"/> only for Grillo mini   | NA | <input checked="" type="radio"/> only for Grillo S, M, L   | <input type="radio"/>            | <input type="radio"/> only for Grillo S, M | <input type="radio"/> only for Grillo S, M | <input type="radio"/> only for Grillo S, M, L | <input type="radio"/> | <input type="radio"/> only for Grillo S, M, L | <input type="radio"/> | <input type="radio"/> only for Grillo S, M, L | <input type="radio"/> only for Grillo mini, S, M | <input type="radio"/> only for Grillo M and L |
| <input type="radio"/> available in combination with arm supports. Only for Grillo mini | NA | <input type="radio"/> with joints. Only for Grillo S, M, L | <input checked="" type="radio"/> | <input type="radio"/> only for Grillo S, M | <input type="radio"/> only for Grillo S, M | <input type="radio"/> only for Grillo S, M, L | <input type="radio"/> | <input type="radio"/> only for Grillo S, M, L | <input type="radio"/> | <input type="radio"/> only for Grillo S, M, L | <input type="radio"/> only for Grillo mini, S, M | <input type="radio"/> only for Grillo M and L |










Raoul and his story await you in the Ormesa official website, together with other protagonists of our fantastic global community.





**A special thanks to the families who participated with enthusiasm in our project. It is thanks to our customers and their stories that we find the energy and stimuli to evolve day by day.**

**CE** complies with MDR (EU) 2017/745

COMPANY WITH  
QUALITY SYSTEM  
CERTIFIED BY DNV GL  
= **ISO 13485** =



**Sold and distributed in  
the UK by RMS Limited**

**+44 (0) 1795 477280**

Website: [www.rms-rehab.co.uk](http://www.rms-rehab.co.uk)

Email: [sales@rms-rehab.co.uk](mailto:sales@rms-rehab.co.uk)

Thompson House, Unit 10 Styles Close, Sittingbourne, Kent, ME10 2FX